



PRICE LIST

GBP. VALID FROM 01.01.2018



**DESIGNED
FOR
HUMAN
PERFORMANCE**

Content

General Terms & Conditions	4
RH Logic 300	5
RH Logic 400	7
RH Mereo Silver	9
RH Mereo Black	10
RH Extend	11
RH Activ	13
RH Activ 300	15
RH Support	16
RH Visit	19
RH Lounge	20
RH Logic & RH Extend ESD	21
RH Activ ESD	22
RH Support ESD	23
RH Activ ESD Cleanroom	24
RH Activ Cleanroom	25
Spare parts	27
Physical measurements	31
Upholstery & Fabric	35
RH Fast	43

General terms and conditions

Standard Dispatch Times from Factory

RH Standard Fabric & Colour Collection	10-15 Working days
RH Extended Fabric & Colour Collection	20-25 Working days*
Special and COM	On request

Please allow one week between factory and UK delivery. Longer delivery times may occur during holidays and for large orders.

* Provided that the supplier has the fabric in stock.

Prices

All prices in GBP exclusive of VAT. Valid from 01.01.2018. Quotations are valid for 30 days unless otherwise agreed.

Conditions of Payment

30 days net. Interest charged for non-payment according to current terms. All goods remain the property of Flokk until payment is made in full.

Conditions of Delivery

Ex Works (Incoterms 2010), including packaging.

Packaging material - recycling

We encourage you to recycle all packaging material. Please sort and return materials using your local recycling partners/stations - and follow your local regulations. If you have questions on how to handle waste packaging material, please inform your contact person within Flokk.

Delivery Times UK

Non stock chairs are dispatched from the factory during the stated week of delivery.

Damage in Transit

In the case that goods have been damaged in transit, the recipient/customer must inform the supplier within 48 hours of receipt.

Change/Cancellation of Orders

Change/cancellation of orders is possible up until production has begun. Each amended or cancelled order will incur a charge of 50 GBP per order. Once production has started orders cannot be changed. For further information, please feel free to contact our Customer Service department.

General Terms and Conditions

Flokk's warranty covers all chairs against material and manufacturing faults and defects from the chair's production date. The warranty covers any necessary spare parts. Labour and transport costs are not covered. Normal wear and tear is not covered by the warranty. Unless otherwise specified, the maximum weight for users is 150 kg. The warranty is conditional on the chair and fabrics/leather undergoing normal cleaning.

10 Year Warranty for RH Products

Flokk provides a 10 year warranty for all RH chairs that are used under normal conditions for up to 9 hours per day.

24/7 - 5 Year Warranty

Flokk provides a 5 year warranty for RH chairs that are approved for control room or 24/7 use. Upholstery is not covered under these terms unless its an RH approved 24/7 fabric.

>9 hours/day - 5 Year Warranty

Flokk provides a 5 year warranty for all RH chairs that are in normal use for more than 9 hours per day. Please also see the general warranty terms and conditions.

ESD/ESD Cleanroom/Cleanroom

Flokk provides a 5 year warranty for ESD, ESD Cleanroom and Cleanroom finished chairs, conditional on castors and treads being cleaned regularly with a suitable cleaning agent.

Maintenance Guide

Care of fabric upholstery: Regular vacuum cleaning is recommended. Marks and stains should be removed with a proprietary cleaner.

Care of leather upholstery: Wipe with a slightly damp cloth and gently rub dry. A good proprietary hide food should be applied at least once a year and more often if the leather is in a dry atmosphere or close to a heat source.

For additional maintenance advice please contact our customer service team.

End of life – recycling

We encourage you to ensure recycling of your chair and its various components, according to the 'end of life matrix' described in your chair's user manual. Please dispose of your chair/components using your local recycling partners/stations - and follow your local regulations.

If you have questions on how to dispose or return your chair after use, please inform your contact person within Flokk.

Standard Fabric & Colour Collection

Flokk provides a 10 year warranty for fabrics/leather from the Standard Fabric & Colour Collection when the chair is in normal use for up to 9 hours per day. Flokk provides a 5 year warranty for fabrics/leather from the Standard Fabric & Colour Collection when the chair is in normal use for more than 9 hours per day.

Extended Fabric & Colour Collection

Flokk provides a 5 year warranty for fabrics/leather from the Extended Fabric & Colour Collection when the chair is in normal use for up to 9 hours per day. Some of the fabrics in the Extended Fabric & Colour Collection are available with a 5 year warranty for 24 hour use (for use of more than 9 hours per day).

Special or Customers Own Material

If the fabrics in the Standard or Extended collections are not what you are looking for please contact Customer Service at Flokk, email: info-uk@flokk.com. The general warranty terms and conditions cover the chair against material and manufacturing faults but not the upholstery.

Quality

Flokk is ISO 9001 accredited. Most chair models are tested and approved in accordance with the most stringent British and European regulations including: Möbelfakta, BS 5459 part 2, EN 1335-1 (measurement requirements), EN 1335-2 (safety requirements), EN 1335-3 (testing methods). EN 1335-1 also includes three classifications, classes A, B and C. All measurements given in the pricelist are based on EN1335-1. Please contact us for further information or test reports. Many of our products have also been awarded with the FIRA Ergonomics Excellence Award.

Environmental Responsibility

Environmental considerations are at the heart of our business. All RH chairs are made from materials that can be recycled. A complete list of recyclable materials used for each chair model and our environmental brochure are available on request. We are certified in accordance with ISO 14001. RH Activ, RH Logic 400, RH Extend, RH Mereo and RH Support are documented according to the EPD (Environmental Product Declaration) ISO14025. RH Activ, RH Extend, RH Logic 300/400, RH Support (since 2010) and RH Mereo (since 2013) are also certified by the GREENGUARD Environmental Institute's certification program. RH Logic carries the Nordic Swan Ecolabel.

Fire Classification






Foams and standard fabrics are tested to BS/EN 1021-1&2 (cigarette & match). Foam and fabric according to BS-5852 ignition source 5. Please contact our customer service for further information.

Customer Service

Tel: +44 (0)20 8683 9930
E-mail: info-uk@flokk.com

RH Logic 300

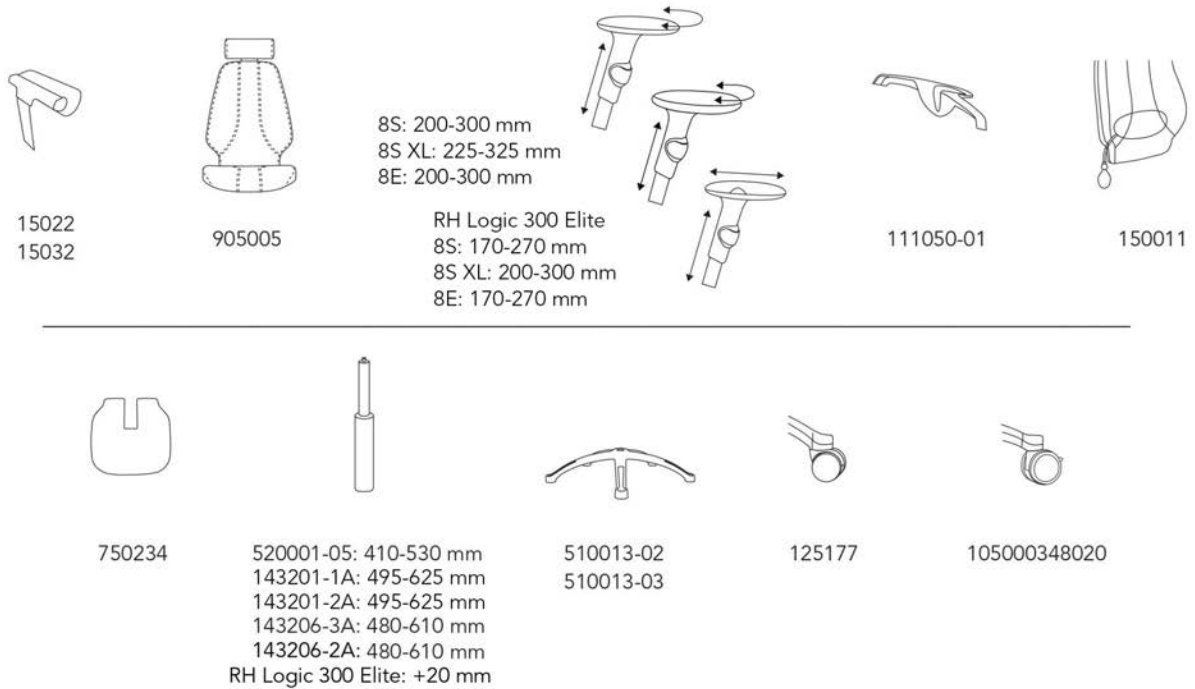
- Backrest RH300: width 440 mm, height 510 mm
- Seat RH400: width 465 mm, depth 475 mm (seatslide 60 mm)
- Seat height: 410–530 mm (4Q silver)
- Base in graphite aluminium (5X) and castors for carpeted floors (Ø65 mm)
- Weight: 21 kg
- Lumbar pump is an optional extra on this model
- Neckrest Cassette - If ordering a RH Logic 300 without neckrest you must add a neckrest cassette in order to equip the chair with a neckrest at a later stage
- Certified in accordance to: EN 1335, BS5459, Möbelfakta, EPD ISO 14025, Nordic Swan and GREENGUARD

Item no	Base model +	Price Group (PG)	①	②	③	④	⑤	⑥	Price
3340	RH Logic 300		740	747	758	784	829	911	
3343	RH Logic 300 Comfort • Extra padding with improved ventilation in seat and backpad • Seat RH400: width 465 mm, depth 475 mm (seatslide 60 mm)		791	798	810	838	886	974	
3349	RH Logic 300 Elite • 20 mm extra foam in seat and back with improved ventilation • Seat RH400 Elite: width 465 mm, depth 475 mm (seatslide 60 mm) • Seat height: 430–550 mm (4Q silver) • This model is tested and approved for control room use		791	798	810	838	886	974	
3347	RH Logic 300 Elegance • Seat RH400: width 465 mm, depth 475 mm (seatslide 60 mm) • Including upholstered backshell		810	818	830	859	908	998	
3360	RH Logic 300 XL • Seat RH400 XL: width 485 mm, depth 515 mm (seatslide 60 mm)		793	800	812	840	888	976	
3363	RH Logic 300 XL Comfort • Extra padding with improved ventilation in seat and backpad • Seat RH400 XL: width 485 mm, depth 515 mm (seatslide 60 mm)		844	852	864	894	945	1 039	
3369	RH Logic 300 XL Elite • 20 mm extra foam in seat and back with improved ventilation • Seat RH400 XL Elite: width 485 mm, depth 515 mm (seatslide 60 mm) • Seat height: 430–550 mm (4Q silver) • This model is tested and approved for control room use		844	852	864	894	945	1 039	
3367	RH Logic 300 XL Elegance • Including upholstered backshell • Seat RH400 XL: width 485 mm, depth 515 mm (seatslide 60 mm)		863	871	884	915	967	1 063	

Accessories/Options









15022	Neckrest RH 400 - Fabric/C.O.M. Height and depth adjustable	59
15032	Neckrest RH 400 - Leather. Height and depth adjustable	90
15041	Neckrest Cassette*	4
905005	Decorative Stitching	57
8300130	Armrest 8S pair (grey). Adjustable in height and width. Rotating.	96
8300130-02	Armrest 8S pair (black). Adjustable in height and width. Rotating.	96
8300230	Armrest 8S XL pair (grey). Upholstered armrest top black leather. Adjustable in height and width. Rotating.	182
8300230-02	Armrest 8S XL pair (black). Upholstered armrest top black leather. Adjustable in height and width. Rotating.	182
8700130	Armrest 8E pair (grey). Adjustable in height, depth and width.	100
8700130-02	Armrest 8E pair (black). Adjustable in height, depth and width.	100
8700280	Armrest 8E pair (grey). Upholstered armrest top black leather. Adjustable in height, depth and width.	146
8700280-02	Armrest 8E pair (black). Upholstered armrest top black leather. Adjustable in height, depth and width.	146
111050-01	Coat hanger	35
150011	Lumbar pump	41
750234	Coccyx seat	57
750232	Seat with memory foam (Only for: 3340, 3347, 3360, 3367)	127
520001-05	Gas stem 4Q Black	0
143201-2A	Gas stem A Silver	0
143201-1A	Gas stem A Black	0
143206-2A	Gas stem B Silver	0
143206-3A	Gas stem B Black	0
510013-02	Base 5X Black - Ø660 mm, 5-star, black aluminium	0
510013-03	Base 5X Polished - Ø660 mm, 5-star, polished aluminium	45
125177	Castors Ø65 mm for hard floors, black	0
105000348020	Castors Ø65 mm, manually lockable	25

* To enable a neckrest to be fitted at a later stage, you "must" add a neckrest cassette.



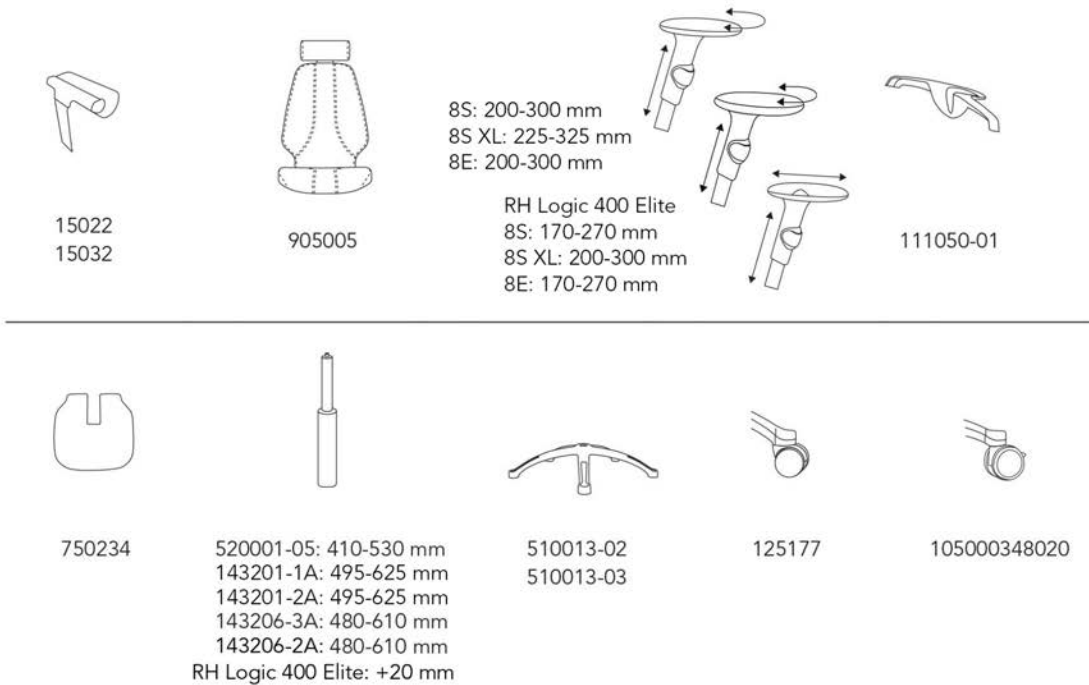
RH Logic 400

- Backrest RH400 with lumbar pump: width 440 mm, height 620 mm
- Seat height: 410–530 mm (4Q silver)
- Base in graphite aluminium (5X) and castors for carpeted floors (Ø65 mm)
- Weight: 21,8 kg (with XL seat 22,1 kg)
- Certified in accordance to: EN 1335, BS5459, Möbelfakta, EPD ISO 14025, Nordic Swan and GREENGUARD

Item no	Base model +	Price Group (PG)	①	②	③	④	⑤	⑥	Price
3550	RH Logic 400 • Seat RH400: width 465 mm, depth 475 mm (seatslide 60 mm)		848	856	869	898	950	1 044	
3553	RH Logic 400 Comfort • Seat RH400: width 465 mm, depth 475 mm (seatslide 60 mm) • Extra padding with improved ventilation in seat and backpad		905	913	927	959	1 014	1 114	
3559	RH Logic 400 Elite • 20 mm extra foam in seat and back with improved ventilation • Seat RH400 Elite: width 465 mm, depth 475 mm (seatslide 60 mm) • Seat height 430-550 mm (4Q silver) • This model is tested and approved for control room use		905	913	927	959	1 014	1 114	
3557	RH Logic 400 Elegance • Seat RH400: width 465 mm, depth 475 mm (seatslide 60 mm) • Including upholstered backshell		937	946	960	993	1 050	1 154	
3560	RH Logic 400 XL • Seat RH400 XL: width 485 mm, depth 515 mm (seatslide 60 mm)		901	909	923	954	1 009	1 109	
3563	RH Logic 400 XL Comfort • Extra padding with improved ventilation in seat and backpad • Seat RH400 XL: width 485 mm, depth 515 mm (seatslide 60 mm)		958	966	981	1 015	1 073	1 179	
3569	RH Logic 400 XL Elite • 20 mm extra foam in seat and back with improved ventilation • Seat RH400 XL Elite: width 485 mm, depth 515 mm (seatslide 60 mm) • Seat height 430-550 mm (4Q silver) • This model is tested and approved for control room use		958	966	981	1 015	1 073	1 179	
3567	RH Logic 400 XL Elegance • Including upholstered backshell • Seat RH400 XL: width 485 mm, depth 515 mm (seatslide 60 mm)		989	998	1 013	1 048	1 108	1 218	


Accessories/Options

15022	Neckrest RH 400 - Fabric/C.O.M. Height and depth adjustable	59
15032	Neckrest RH 400 - Leather. Height and depth adjustable	90
905005	Decorative Stitching	57
8300130	Armrest 8S pair (grey). Adjustable in height and width. Rotating.	96
8300130-02	Armrest 8S pair (black). Adjustable in height and width. Rotating.	96
8300230	Armrest 8S XL pair (grey). Upholstered armrest top black leather. Adjustable in height and width. Rotating.	182
8300230-02	Armrest 8S XL pair (black). Upholstered armrest top black leather. Adjustable in height and width. Rotating.	182
8700130	Armrest 8E pair (grey). Adjustable in height, depth and width.	100
8700130-02	Armrest 8E pair (black). Adjustable in height, depth and width.	100
8700280	Armrest 8E pair (grey). Upholstered armrest top black leather. Adjustable in height, depth and width.	146
8700280-02	Armrest 8E pair (black). Upholstered armrest top black leather. Adjustable in height, depth and width.	146
111050-01	Coat hanger	35
750234	Coccyx seat	57
750232	Seat with memory foam (Only for: 3550, 3557, 3560, 3567)	127
520001-05	Gas stem 4Q Black	0
143201-2A	Gas stem A Silver	0
143201-1A	Gas stem A Black	0
143206-2A	Gas stem B Silver	0
143206-3A	Gas stem B Black	0
510013-02	Base 5X Black - Ø660 mm, 5-star, black aluminium	0
510013-03	Base 5X Polished - Ø660 mm, 5-star, polished aluminium	45
125177	Castors Ø65 mm for hard floors, black	0
105000348020	Castors Ø65 mm, manually lockable	25



RH Mereo Silver

- Seat: width 425 mm, depth 466 mm (seatslide 100 mm incl. 20 mm in the back)
- Seat height: 410-550 mm 4TNPR (Silver)
- Base in grey lacquered aluminium (5T) and castors for carpeted floors (Ø65 mm)
- Certified in accordance to: EN 1335, NPR 1813, ANSI/BIFMA, Möbelfakta, EPD ISO 14025 and GREENGUARD
- Plastic colours: Black or light grey

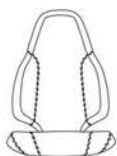
Item no	Base model +	Price Group (PG)	①	②	③	④	⑤	⑥	Price
8111	RH Mereo 200 Silver • Backrest medium: width 452 mm, height 478 mm • Weight: 18,4 kg		616	622	631	653	690	759	
8211	RH Mereo 220 Silver • Backrest large: width 474 mm, height 632 mm • Weight: 18,9 kg		655	661	671	694	733	806	

Accessories/Options

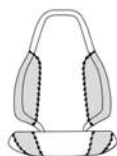
730006-1	Neckrest. Silver (Only for: 8211)	78
730016-1	Neckrest leather. Silver (Only for: 8211)	95
905005	Decorative Stitching	57
905008	RH Mereo Duo	57
905020	Plastic colour light grey	0
730013-1	Armrest 8T (pair) silver - Adjustable in height, depth and width and turnable.	118
730017-1	Armrest traverse. Silver - To supplement with armrests at a later stage	44
730014-1	Coat Hook. Silver (Only for: 8211)	13
730015-1	Coat Hanger. Silver (Only for: 8211)	39
730403-1	Gas stem 4T Silver	0
143206-2A	Gas stem B Silver	0
143201-2A	Gas stem A Silver	0
730402-3	Base 5T Polished - Ø670 mm, 5-star, polished aluminium	46
125177	Castors Ø65 mm for hard floors, black	0
125177-D	Castors Ø65 mm, soft wheels for hard floors, grey	0
105000348020	Castors Ø65 mm, manually lockable	25



730006-1
730016-1



905005



905008



730013-1:185-300 mm



730014-1



730015-1



730403-1: 388-520 mm
143206-2A: 480-610 mm
143201-2A: 495-625 mm



730402-3





125177
125177-D



105000348020

RH Mereo Black

- Seat: width 425 mm, depth 466 mm (seatslide 100 mm incl. 20 mm in the back)
- Seat height: 410-550 mm 4TNPR (Black)
- Base in black lacquered aluminium (5T) and castors for carpeted floors (Ø65 mm)
- Certified in accordance to: EN 1335, NPR 1813, ANSI/BIFMA, Möbelfakta, EPD ISO 14025 and GREENGUARD
- Plastic colours: Black or light grey

Item no	Base model +	Price Group (PG)	①	②	③	④	⑤	⑥	Price
8112	RH Mereo 200 Black • Backrest medium: width 452 mm, height 478 mm • Weight: 18,4 kg		616	622	631	653	690	759	
8212	RH Mereo 220 Black • Backrest large: width 474 mm, height 632 mm • Weight: 18,9 kg		655	661	671	694	733	806	

Accessories/Options

730006-2	Neckrest. Black (Only for: 8212)	78
730016-2	Neckrest leather. Black (Only for: 8212)	95
905005	Decorative Stitching	57
905008	RH Mereo Duo	57
905020	Plastic colour light grey	0
730013-2	Armrest 8T (pair) black - Adjustable in height, depth and width and turnable.	118
730017-2	Armrest traverse. Black - To supplement with armrests at a later stage	44
730014-2	Coat Hook. Black (Only for: 8212)	13
730015-2	Coat Hanger. Black (Only for: 8212)	39
730403-2	Gas stem 4T Black	0
143206-3A	Gas stem B Black	0
143201-1A	Gas stem A Black	0
730402-3	Base 5T Polished - Ø670 mm, 5-star, polished aluminium	46
125177	Castors Ø65 mm for hard floors, black	0
105000348020	Castors Ø65 mm, manually lockable	25



730006-2
730016-2



905005



905008



730013-2:185-300 mm



730014-2



730015-2



730403-2: 388-520 mm
143206-3A: 480-610 mm
143201-1A: 495-625 mm



730402-3



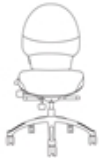







125177



105000348020

RH Extend

- Seat height: 400–510 mm (4Q silver)
- Base in grey lacquered aluminium (5X) and castors for carpeted floors (Ø65 mm)
- Certified in accordance to: EN 1335, BS5459, Möbelfakta, EPD ISO 14025 and GREENGUARD

Item no	Base model +	Price Group (PG)	①	②	③	④	⑤	⑥	Price
6111	RH Extend 100 • Backrest medium: width 440 mm, height 510 mm • Seat: width 460 mm, depth 470 mm (seatslide 60 mm) • Weight: 19 kg		550	555	563	583	616	677	
6211	RH Extend 120 • Backrest large: width 440 mm, height 620 mm • Seat: width 460 mm, depth 470 mm (seatslide 60 mm) • Weight: 19,8 kg		609	615	624	645	682	750	
6112	RH Extend 200 • Adjustable back angle • Backrest medium: width 440 mm, height 510 mm • Seat: width 460 mm, depth 470 mm (seatslide 60 mm) • Weight: 19 kg		659	665	675	698	738	811	
6212	RH Extend 220 • Adjustable back angle • Backrest large: width 440 mm, height 620 mm • Seat: width 460 mm, depth 470 mm (seatslide 60 mm) • Weight: 19,8 kg		720	726	737	763	806	886	
6161	RH Extend 102 XL • Backrest medium: width 440 mm, height 510 mm • Seat XL: width 485 mm, depth 515 mm (seatslide 60 mm) • Weight: 19 kg		598	603	612	633	670	736	
6261	RH Extend 122 XL • Backrest large: width 440 mm, height 620 mm • Seat XL: width 485 mm, depth 515 mm (seatslide 60 mm) • Weight: 19,8 kg		657	663	673	696	736	809	
6162	RH Extend 202 XL • Adjustable back angle • Backrest medium: width 440 mm, height 510 mm • Seat XL: width 485 mm, depth 515 mm (seatslide 60 mm) • Weight: 19 kg		707	713	724	749	792	870	
6262	RH Extend 222 XL • Adjustable back angle • Backrest large: width 440 mm, height 620 mm • Seat XL: width 485 mm, depth 515 mm (seatslide 60 mm) • Weight: 19,8 kg		768	775	786	813	860	945	

Accessories/Options		
100023	Neckrest RH Extend - Height and depth adjustable, upholstered in Xtreme 009	98
100023-01	Neckrest RH Extend - Fabric/C.O.M. Height and depth adjustable	116
100023-02	Neckrest RH Extend - Leather. Height and depth adjustable	125
15041	Neckrest Cassette*	4
905005	Decorative Stitching	57
	Uniform upholstery back	49
	Uniform upholstery seat	49
8300130	Armrest 8S pair (grey). Adjustable in height and width. Rotating.	96
8300130-02	Armrest 8S pair (black). Adjustable in height and width. Rotating.	96
8700130	Armrest 8E pair (grey). Adjustable in height, depth and width.	100
8700130-02	Armrest 8E pair (black). Adjustable in height, depth and width.	100
8700280	Armrest 8E pair (grey). Upholstered armrest top black leather. Adjustable in height, depth and width.	146
8700280-02	Armrest 8E pair (black). Upholstered armrest top black leather. Adjustable in height, depth and width.	146
111050-01	Coat hanger	35
520011	Gas stem 4P Silver	0
520011-05	Gas stem 4P Black	0
520001-05	Gas stem 4Q Black	0
510013-02	Base 5X Black - Ø660 mm, 5-star, black aluminium	0
510013-03	Base 5X Polished - Ø660 mm, 5-star, polished aluminium	45
125177	Castors Ø65 mm for hard floors, black	0

* To enable a neckrest to be fitted at a later stage, you "must" add a neckrest cassette. Only for RH Extend with medium back.



100023



905005



8S: 205-305 mm
8E: 205-305 mm



111050-01



520011: 440-550 mm
520011-05: 440-550 mm
520001-05: 400-510 mm







510013-03
510013-02



125177

RH Activ

- Seat height: 397-527 mm (B Black)
- Base in black lacquered aluminium (5F) and castors for carpeted floors (Ø50 mm)
- Certified in accordance to: EN 1335, BS5459, Möbelfakta, EPD ISO 14025 and GREENGUARD

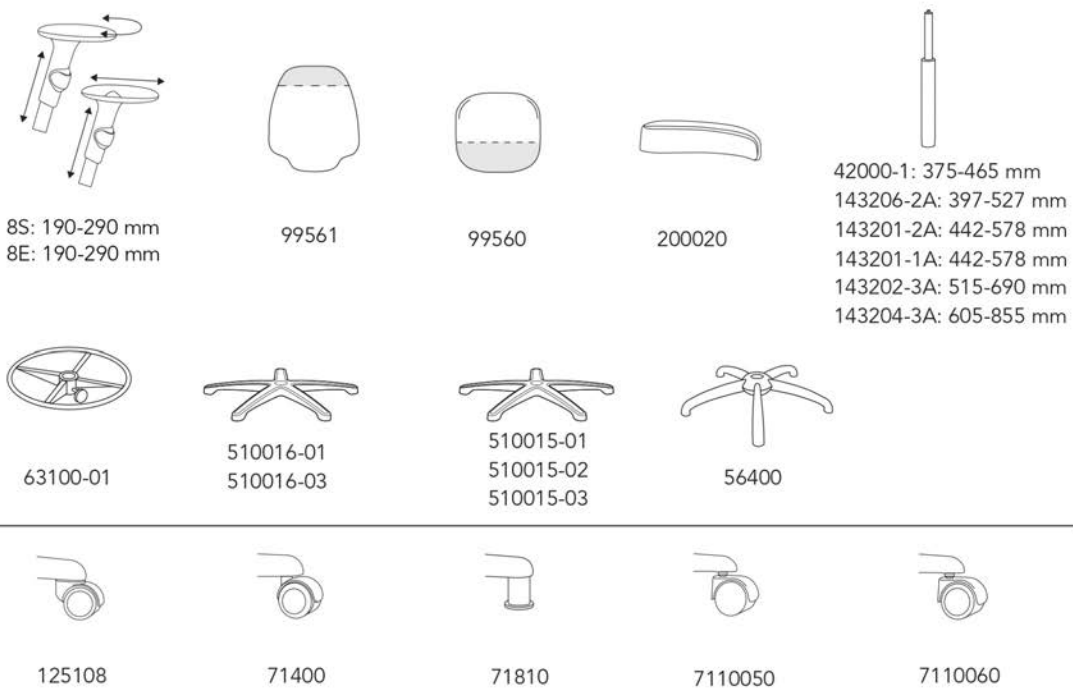
Item no	Base model +	Price Group (PG)	①	②	③	④	⑤	⑥	Price
2772	RH Activ 200 <ul style="list-style-type: none"> • Backrest medium: width 370 mm, height 295 mm • Seat medium: width 440 mm, depth 430 mm • Weight: 13 kg 		401	404	410	424	449	493	
2872	RH Activ 220 <ul style="list-style-type: none"> • Backrest large: width 370 mm, height 430 mm • Seat medium: width 440 mm, depth 430 mm • Weight: 13,6 kg 		430	434	441	456	482	529	
2782	RH Activ 202 <ul style="list-style-type: none"> • Backrest medium: width 370 mm, height 295 mm • Seat large: width 460 mm, depth 460 mm • Weight: 13 kg 		423	427	433	448	474	521	
2882	RH Activ 222 <ul style="list-style-type: none"> • Backrest large: width 370 mm, height 430 mm • Seat large: width 460 mm, depth 460 mm • Weight: 13,6 kg 		452	457	463	479	507	557	

Accessories/Options

8300130	Armrest 8S pair (grey). Adjustable in height and width. Rotating.	96
8300130-02	Armrest 8S pair (black). Adjustable in height and width. Rotating.	96
8700130	Armrest 8E pair (grey). Adjustable in height, depth and width.	100
8700130-02	Armrest 8E pair (black). Adjustable in height, depth and width.	100
8700280	Armrest 8E pair (grey). Upholstered armrest top black leather. Adjustable in height, depth and width.	146
8700280-02	Armrest 8E pair (black). Upholstered armrest top black leather. Adjustable in height, depth and width.	146
99561	Reinforced upper part backpad (black leather)	29
99560	Reinforced front edge seat (black leather)	29
200020	Seat cashier medium (extra padding)	36
42000-1	Gas stem 4FL Black	0
143206-2A	Gas stem B Silver	0
143201-1A	Gas stem A Black	0
143201-2A	Gas stem A Silver	0
143202-3A	Gas stem D Black	6
143202-2A	Gas stem D Silver	6
143204-3A	Gas stem E Black	21
143204-2A	Gas stem E Silver	21




63100-01	Footring 6F Black - Ø455 mm	56
510016-01	Base 5F Silver - Ø590 mm	0
510016-03	Base 5F Polished - Ø590 mm, polished aluminium	53
510015-01	Base 5G Silver - Ø630 mm, Silver	9
510015-02	Base 5G Black - Ø630 mm, black aluminium	9
510015-03	Base 5G Polished - Ø630 mm, polished aluminium	65
56400	Base 5N - Ø540 mm, polished steel, for castors 7HN, 7D or 7G increases seat height 25 mm (Only for: 2772, 2782)	16
125108	Castors Ø50 mm, for hard floors, black	0
71400	Castors Ø50 mm 7G, locks automatically when seated	16
71810	Plastic glide 7K	0
7110050	Castors Ø50 mm 7D, for carpeted floors, for base 5N (Only for: 2772, 2782)	0
7110060	Castors Ø50 mm 7HN, for hard floors, for base 5N (Only for: 2772, 2782)	0

Note:
RH Activ 220/222 with gas stem D, E only in combination with base 5G.
Base 5N only for RH Activ 200/202 with gas stem 4FL or B.



RH Activ 300

- Seat height: 498-678 mm (D grey)
- Backrest: width 380 mm, height 230 mm
- All metal parts in dark grey lacquer (RAL 7024), all plastic parts in dark grey (MT 11310)
- Castors that locks automatically when seated
- Certified in accordance to: Ansi/Bifma

Item no	Base model +	Price Group (PG)	①	②	③	④	⑤	⑥	Price
2678	RH Activ 301 • Seat medium: width 440 mm, depth 430 mm • Weight: 13 kg		502	507	514	532	563	618	
2688	RH Activ 302 • Seat large: width 460 mm, depth 460 mm • Weight: 13,6 kg		519	523	531	549	581	638	
2668-01	RH Activ 303 • Seat Cashier: width 450 mm, depth 430 mm (extra padding, 50 mm) • Seat height: 548-728 mm • Weight: 13 kg		539	544	552	571	604	663	

Accessories/Options










99561	Reinforced upper part backpad (black leather)	29
99560	Reinforced front edge seat (black leather)	29
143204-3A	Gas stem E Black	21
143201-7024	Gas stem A Grey (RAL 7024)	0
510016-03	Base 5F Polished - Ø590 mm, polished aluminium	53
510015-02	Base 5G Black - Ø630 mm, black aluminium	9
510015-03	Base 5G Polished - Ø630 mm, polished aluminium	65
63100-01	Footring 6F Black - Ø455 mm	56
125108	Castors Ø50 mm, for hard floors, black	0
125104	Castors Ø50 mm, for soft floors, black	0
71810	Plastic glide 7K	0




Note: RH Activ 301, 302, 303 with gas stem E only in combination with base 5G.



RH Support

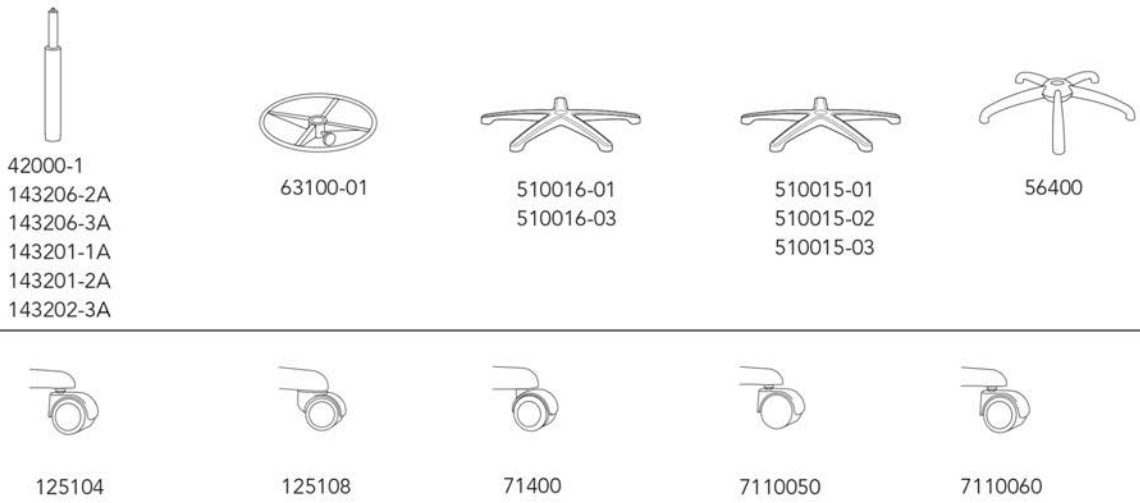
- Base in black lacquered aluminium (5F - Ø590 mm) and glides (7K)
- Certified in accordance to: EPD ISO 14025 and GREENGUARD

Item no	Base model +	Price Group (PG)	①	②	③	④	⑤	⑥	Price
4501	RH Support 4501 • Backrest RH17: width 380 mm, height 230 mm • Seat RH8 Saddle: width 410 mm, depth 380 mm • Mechanism: 3G • Seat height: 565-810 mm (E Black) • Weight: 10,6 kg		338	341	346	358	378	416	
4502	RH Support 4502 • Seat RH8 Saddle: width 410 mm, depth 380 mm • Mechanism: 3H • Seat height: 565-810 mm (E Black) • Weight: 5,7 kg		244	246	250	259	273	300	
4503	RH Support 4503 • Seat RH8 Saddle: width 410 mm, depth 380 mm • Mechanism: 3I • Seat height: 540-785 mm (E Black) • Weight: 5,7 kg		211	213	217	224	237	260	
4511	RH Support 4511 • Backrest RH17: width 380 mm, height 230 mm • Seat RH9 Taburett: Ø350 mm • Mechanism: 3G • Seat height: 580-825 mm (E Black) • Weight: 10,5 kg		331	334	339	351	371	408	
4512	RH Support 4512 • Seat RH9 Taburett: Ø350 mm • Mechanism: 3H • Seat height: 580-825 mm (E Black) • Weight: 5,7 kg		237	239	243	251	265	292	
4513	RH Support 4513 • Seat RH9 Taburett: Ø350 mm • Mechanism: 3I • Seat height: 555-800 mm (E Black) • Weight: 5,7 kg		204	206	209	217	229	252	
4521	RH Support 4521 • Backrest RH17: width 380 mm, height 230 mm • Seat RH7 Limpan: width 450 mm, depth 240 mm • Mechanism: 3G • Seat height: 565-810 mm (E Black) • Weight: 10,5 kg		328	331	336	348	368	404	
4522	RH Support 4522 • Seat RH7 Limpan: width 450 mm, depth 240 mm • Mechanism: 3H • Seat height: 565-810 mm (E Black) • Weight: 5,7 kg		235	237	241	249	263	289	
4523	RH Support 4523 • Seat RH7 Limpan: width 450 mm, depth 240 mm • Mechanism: 3I • Seat height: 540-785 mm (E Black) • Weight: 5,7 kg		200	202	205	212	224	247	

Item no	Base model +	Price Group (PG)	①	②	③	④	⑤	⑥	Price
4545	RH Support 4545 ● Backrest RH9 Alternativ: width 220 mm, height 260 mm ● Seat RH11 Alternativ: width 350 mm, depth 380 mm ● Mechanism: 3G Alternativ ● Seat height: 580-825 mm (E Black) ● Weight: 9,3 kg		344	347	352	364	385	423	
									Price
4532	RH Support 4532 ● Seat RH10 Integral: width 350 mm, depth 270 mm ● Mechanism: 3H ● Seat height: 580-825 mm (E Black) ● Weight: 5,7 kg								246
4533	RH Support 4533 ● Seat RH10 Integral: width 350 mm, depth 270 mm ● Mechanism: 3I ● Seat height: 555-800 mm (E Black) ● Weight: 5,7 kg								214





Accessories/Options

42000-1	Gas stem 4FL Black	- 21
143206-2A	Gas stem B Silver	- 21
143206-3A	Gas stem B Black	- 21
143201-2A	Gas stem A Silver	- 21
143201-1A	Gas stem A Black	- 21
143202-3A	Gas stem D Black	- 12
143202-2A	Gas stem D Silver	- 12
143204-2A	Gas stem E Silver	0
63100-01	Footring 6F Black - Ø455 mm	56
510016-01	Base 5F Silver - Ø590 mm	0
510016-03	Base 5F Polished - Ø590 mm, polished aluminium	53
510015-01	Base 5G Silver - Ø630 mm, Silver	9
510015-02	Base 5G Black - Ø630 mm, black aluminium	9
510015-03	Base 5G Polished - Ø630 mm, polished aluminium	65
56400	Base 5N - Ø540 mm, polished steel, for castors 7HN, 7D or 7G increases seat height 25 mm	16
125104	Castors Ø50 mm, for soft floors, black	0
125108	Castors Ø50 mm, for hard floors, black	0
71400	Castors Ø50 mm 7G, locks automatically when seated	16
7110050	Castors Ø50 mm 7D, for carpeted floors, for base 5N	0
7110060	Castors Ø50 mm 7HN, for hard floors, for base 5N	0



RH Visit

- Seat width: 445 mm
- Total depth: 540 mm
- Total height: 914 mm
- Seat height: 450 mm
- Silver frame as standard
- Certified in accordance to: EN 15375 and GREENGUARD



Item no	Base model +	Price Group (PG)	①	②	③	④	⑤	⑥	Price
5410	RH Visit 5410 • Frame in steel with glides • Weight: 8,5 kg • Stackable		278	280	284	294	311	342	
5411	RH Visit 5411 • Frame in steel with castors • Weight: 8,5 kg • Stackable		301	304	308	319	337	371	
5415	RH Visit 5415 • Frame in steel with glides • Armrests with anthracite grey lacquered wood • Weight: 9 kg • Stackable		314	317	322	333	352	387	
5416	RH Visit 5416 • Frame in steel with castors • Armrests with anthracite grey lacquered wood • Weight: 9 kg • Stackable		338	341	346	358	378	416	
Accessories/Options									
	White frame (RAL 9016)								0
930009	Connectors - Enabling multiple chairs to be linked side-by-side								1

Note:

Long term stacking may result in marks on the seat cushion and can damage some types of upholstery

RH Lounge

- Seat width: 640 mm
- Total depth: 710 mm
- Total height: 790 mm
- Seat height: 365 mm
- Frame in steel with glides
- Silver frame as standard
- Certified in accordance to: EN 1022 and GREENGUARD



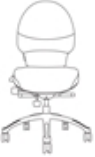

Item no	Base model +	Price Group (PG)	①	②	③	④	⑤	⑥	Price
5440	RH Lounge 5440 • Total width: 640 mm • Weight: 8,7 kg		556	561	570	589	623	685	
5445	RH Lounge 5445 • Total width: 785 mm • Armrests in grey lacquered wood with leather upholstered arm tops • Weight: 9,2 kg		593	598	607	628	664	730	


Accessories/Options
 White frame (RAL 9016)

0

RH Logic & RH Extend ESD

- Upholstered backshell
- Base in black aluminium (5X black) and free wheeling ESD castors 7FM (metal)
- Seat height: 440-560 mm (4F Logic)
- RH Logic certified in accordance to: EN 1335, BS5459, Möbelfakta, EPD ISO 14025, Nordic Swan, GREENGUARD and IEC 61340 (ESD)
- RH Extend certified in accordance to: EN 1335, BS5459, Möbelfakta, EPD ISO 14025, GREENGUARD and IEC 61340 (ESD)
- Upholstered in Global ESD or black antistatic vinyl

Item no	Base model +	Price Group (PG)	Price
3346	RH Logic 300 ESD ● Backrest RH300: width 440 mm, height 510 mm ● Seat RH400: width 465 mm, depth 475 mm (seatslide 60 mm) ● Weight: 21 kg		938
3556	RH Logic 400 ESD ● Backrest RH400 with lumbar pump: width 440 mm, height 620 mm ● Seat RH400: width 465 mm, depth 475 mm (seatslide 60 mm) ● Weight: 21,8 kg		1 077
6116	RH Extend 200 ESD ● Backrest medium: width 440 mm, height 510 mm ● Seat: width 460 mm, depth 470 mm (seatslide 60 mm) ● Weight: 19 kg		697
6216	RH Extend 220 ESD ● Backrest large: width 440 mm, height 620 mm ● Seat: width 460 mm, depth 470 mm (seatslide 60 mm) ● Weight: 19,8 kg		757
Accessories/Options			
8700420	Armrest 8E ESD pair. Adjustable in height, depth and width.		134
150011	Lumbar pump (Only for: 3346)		41
520020-03	Gas stem B (Chrome) (Only for: 3346, 3556)		0
510013-03	Base 5X Polished - Ø660 mm, 5-star, polished aluminium		45
125115	Castors - Antistatic, for hard floors		- 24


 RH Logic
 8700420: 200-300 mm
 RH Extend
 8700420: 205-305 mm


 150011





 520020-03


 510013-03


 125115

RH Activ ESD

- Seat height: 397-527 mm (B chrome)
- Base in black lacquered aluminium (5F) and free wheeling ESD castors 7FM (metal)
- Certified in accordance to: EN 1335, BS5459, Möbelfakta, EPD ISO 14025, GREENGUARD and IEC 61340 (ESD)
- Upholstered in Global ESD or black antistatic vinyl

Item no	Base model +	Price Group (PG)	Price
2776	RH Activ 200 ESD <ul style="list-style-type: none"> • Backrest medium ESD: width 370 mm, height 295 mm • Seat medium: width 440 mm, depth 430 mm • Weight: 13 kg 		526
2876	RH Activ 220 ESD <ul style="list-style-type: none"> • Backrest large ESD: width 370 mm, height 430 mm • Seat medium: width 440 mm, depth 430 mm • Weight: 13,6 kg 		558
2886	RH Activ 222 ESD <ul style="list-style-type: none"> • Backrest large ESD: width 370 mm, height 430 mm • Seat large: width 460 mm, depth 460 mm • Weight: 13,6 kg 		582
Accessories/Options			
8700420	Armrest 8E ESD pair. Adjustable in height, depth and width.		134
42000	Gas stem 4FL (Chrome)		0
520019	Gas stem A (Chrome)		0
520021	Gas stem D (Chrome)		6
520022	Gas stem E (Chrome)		21
63100-01	Footring 6F Black - Ø455 mm		56
510016-03	Base 5F Polished - Ø590 mm, polished aluminium		53
510015-02	Base 5G Black - Ø630 mm, black aluminium		9
510015-03	Base 5G Polished - Ø630 mm, polished aluminium		65
125115	Castors - Antistatic, for hard floors		- 24

Note:

RH Activ 220/222 ESD with gas stem D, E only in combination with base 5G.



8700420: 190-290 mm



42000: 375-465 mm
 520019: 442-578 mm
 520021: 515-690 mm
 520022: 605-855 mm



63100-01



510016-03






510015-02
 510015-03



125115



RH Support ESD

- Base in black lacquered aluminium (5F) and free wheeling ESD castors 7FM (metal)
- Certified in accordance to: EPD 14025, GREENGUARD and IEC 61340 (ESD)
- Upholstered in Global ESD or black antistatic vinyl

Item no	Base model +	Price Group (PG)	Price
4526	RH Support ESD 7 • Seat RH7 Limpan: width 450 mm, depth 240 mm • Mechanism: 3H • Seat height: approx. 565-810 mm (E chrome) • Weight: 5,7 kg		319
4506	RH Support ESD 8 • Seat RH8 Saddle: width 410 mm, depth 300 mm • Mechanism: 3H • Seat height: approx. 565-810 mm (E chrome) • Weight: 5,7 kg		330
4516	RH Support ESD 9 • Seat RH9 Taburett: Ø350 mm • Mechanism: 3H • Seat height: approx. 580-825 mm (E chrome) • Weight: 5,7 kg		321
Accessories/Options			
63100-01	Footring 6F Black - Ø455 mm		56
125115	Castors - Antistatic, for hard floors		- 24
510016-03	Base 5F Polished - Ø590 mm, polished aluminium		52
510015-02	Base 5G Black - Ø630 mm, black aluminium		9
510015-03	Base 5G Polished - Ø630 mm, polished aluminium		63
42000	Gas stem 4FL (Chrome)		- 21
520019	Gas stem A (Chrome)		- 21
520020-03	Gas stem B (Chrome)		- 21
520021	Gas stem D (Chrome)		- 12

RH Activ ESD Cleanroom

- Seat medium Cleanroom: width 440 mm, depth 430 mm
- Seat height: 397-527 mm (B chrome)
- Base in black lacquered aluminium (5F) and free wheeling ESD castors 7FM (metal)
- Certified in accordance to: EN 1335, BS5459, Möbelfakta, EPD ISO 14025, GREENGUARD and IEC 61340 (ESD)
- Upholstered in black antistatic vinyl

Item no	Base model +	Price Group (PG)	Price
2774	RH Activ 200 ESD Cleanroom <ul style="list-style-type: none"> • Backrest medium ESD Cleanroom: width 370 mm, height 295 mm • Weight: 13 kg 		620
2874	RH Activ 220 ESD Cleanroom <ul style="list-style-type: none"> • Backrest large ESD Cleanroom: width 370 mm, height 430 mm • Weight: 13,6 kg 		649

Accessories/Options

8700420	Armrest 8E ESD pair. Adjustable in height, depth and width.	134
42000	Gas stem 4FL (Chrome)	0
520019	Gas stem A (Chrome)	0
520021	Gas stem D (Chrome)	6
520022	Gas stem E (Chrome)	21
63100-01	Footring 6F Black - Ø455 mm	56
510016-03	Base 5F Polished - Ø590 mm, polished aluminium	53
510015-02	Base 5G Black - Ø630 mm, black aluminium	9
510015-03	Base 5G Polished - Ø630 mm, polished aluminium	65
125115	Castors - Antistatic, for hard floors	- 24

Note:

RH Activ 220 ESD Cleanroom with gas stem D, E only in combination with base 5G.



8700420: 190-290 mm



42000: 375-465 mm
 520019: 442-578 mm
 520021: 515-690 mm
 520022: 605-855 mm



63100-01



510016-03





510015-02
 510015-03



125115

RH Activ Cleanroom

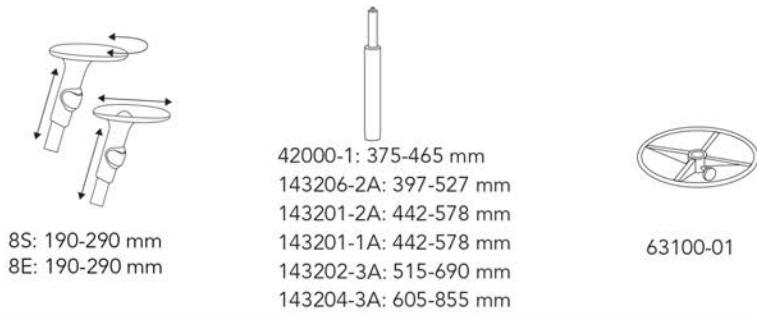
- Seat medium Cleanroom: width 440 mm, depth 430 mm
- Seat height: 397-527 mm (B black)
- Base in black lacquered aluminium (5F) and castors for hard floors
- Certified in accordance to: EN 1335, BS5459, Möbelfakta, EPD ISO 14025, GREENGUARD and ISO Class 4
- Upholstered in black antistatic vinyl

Item no	Base model +	Price Group (PG)	Price
2773	RH Activ 200 Cleanroom <ul style="list-style-type: none"> • Backrest medium Cleanroom: width 370 mm, height 295 mm • Weight: 13 kg 		513
2873	RH Activ 220 Cleanroom <ul style="list-style-type: none"> • Backrest large Cleanroom: width 370 mm, height 430 mm • Weight: 13,6 kg 		544
Accessories/Options			
8300130	Armrest 8S pair (grey). Adjustable in height and width. Rotating.		96
8300130-02	Armrest 8S pair (black). Adjustable in height and width. Rotating.		96
8700130	Armrest 8E pair (grey). Adjustable in height, depth and width.		100
8700130-02	Armrest 8E pair (black). Adjustable in height, depth and width.		100
8700280	Armrest 8E pair (grey). Upholstered armrest top black leather. Adjustable in height, depth and width.		146
8700280-02	Armrest 8E pair (black). Upholstered armrest top black leather. Adjustable in height, depth and width.		146
42000-1	Gas stem 4FL Black		0
143206-2A	Gas stem B Silver		0
143201-2A	Gas stem A Silver		0
143201-1A	Gas stem A Black		0
143202-3A	Gas stem D Black		6
143204-3A	Gas stem E Black		21
143204-2A	Gas stem E Silver		21
63100-01	Footring 6F Black - Ø455 mm		56
510016-01	Base 5F Silver - Ø590 mm		0
510016-03	Base 5F Polished - Ø590 mm, polished aluminium		53
510015-01	Base 5G Silver - Ø630 mm, Silver		9
510015-02	Base 5G Black - Ø630 mm, black aluminium		9
510015-03	Base 5G Polished - Ø630 mm, polished aluminium		65
56400	Base 5N - Ø540 mm, polished steel, for castors 7HN, 7D or 7G increases seat height 25 mm		16

125104	Castors Ø50 mm, for soft floors, black	0
71400	Castors Ø50 mm 7G, locks automatically when seated	16
71810	Plastic glide 7K	0
7110050	Castors Ø50 mm 7D, for carpeted floors, for base 5N	0
7110060	Castors Ø50 mm 7HN, for hard floors, for base 5N	0

Note:

RH Activ 220 Cleanroom with gas stem D, E only in combination with base 5G.
 Base 5N only for RH Activ 200 Cleanroom with gas stem 4FL or B.



Spare parts

Item no	Neckrest	Price
100023	Neckrest RH Extend - Height and depth adjustable, upholstered in Xtreme 009	98
100023-01	Neckrest RH Extend - Fabric/C.O.M. Height and depth adjustable	116
100023-02	Neckrest RH Extend - Leather. Height and depth adjustable	125
100026	Neckrest pad RH Extend - Replacement pad for neckrest	41
100091	Neckrest cover	8
15022	Neckrest RH 400 - Fabric/C.O.M. Height and depth adjustable	59
15032	Neckrest RH 400 - Leather. Height and depth adjustable	90
15041	Neckrest Cassette	4
730006-1	Neckrest RH Mereo, Silver	78
730006-2	Neckrest RH Mereo, Black	78
730016-1	Neckrest leather RH Mereo Silver	95
730016-2	Neckrest leather RH Mereo, Black	95

Item no	Backrest pads	①	②	③	④	⑤	⑥
111002	Backrest pad RH17	45	47	48	55	63	92
100036	Backrest pad RH Activ Medium	55	57	62	67	72	108
100034	Backrest pad RH Activ Large	88	89	94	101	106	142
1850026	Backrest pad RH Extend Medium	77	79	81	94	119	153
1860026	Backrest pad RH Extend Large	104	106	108	121	146	213
10031	Backrest pad RH 300	87	90	94	113	133	193
10032	Backrest pad RH 300 Comfort	136	139	143	161	181	240
10044	Backrest pad RH 300 Elite	136	139	143	161	181	240
10001	Backrest pad RH 400	193	197	203	230	253	323
10021	Backrest pad RH 400 Comfort	254	259	265	290	312	384
10023	Backrest pad RH 400 Elite	254	259	265	290	312	384
730003	Backrest RH Mereo 200 (complete)	114	115	116	122	128	142
730002	Backrest RH Mereo 220 (complete)	127	128	129	134	143	156

For options on pads, see each chair model.

Complete = Pad + Shell

Item no	Seat pads	①	②	③	④	⑤	⑥
200018	Seat RH Activ Medium (complete)	91	92	99	104	109	145
200018-02	Seat RH Activ Medium ESD (complete)				138		
200020	Seat RH Activ Medium Cashier (complete)	138	139	144	149	155	191
200019	Seat RH Activ Large (complete)	122	123	127	133	139	175
200019-02	Seat RH Activ Large ESD (complete)				169		
2850025	Seat pad RH Extend	124	126	128	142	166	200
2860025	Seat pad RH Extend XL	188	191	193	206	231	265
20002	Seat pad RH 400	131	136	141	163	182	244
20022	Seat pad RH 400 Comfort	168	173	177	199	219	281
20023	Seat pad RH 400 Elite	168	173	177	199	219	281
20037	Seat pad RH 400 XL	230	234	238	262	281	343
20038	Seat pad RH 400 XL Comfort	266	271	275	299	318	380
20039	Seat pad RH 400 XL Elite	266	271	275	299	318	380
730110	Seat pad RH Mereo	123	124	125	129	138	151
25500	Seat RH7 Limpan (complete)	74	77	78	83	89	122
26000	Seat RH8 Sadel (complete)	88	90	91	99	106	136
26500	Seat RH9 Taburett (complete)	79	81	82	88	94	126

For options on pads, see each chair model.

Complete = Pad + Shell

Item no	Gas stem	Price
143201-1A	A, 150 mm, black	78
143201-2A	A, 150 mm, silver	78
143201-7024	A, 150 mm grey (RAL 7024)	78
143206-3A	B, 150 mm, black	63
143206-2A	B, 150 mm, silver	63
520020-03	B, 150 mm, chrome	83
143202-3A	D, 200 mm, black	78
143202-2A	D, 200 mm, silver	78
143204-3A	E, 265 mm, black	91
143204-2A	E, 265 mm, silver	91
42000-1	4FL, black	83
42000	4FL, chrome	83
520001-05	4Q, black	96
520001	4Q, silver	96
520011-05	4P, black	96
520011	4P, silver	96
730403-2	4T, black	96
730403-1	4T, silver	96
730404-2	4T NPR, black	96
730404-1	4T NPR, silver	96

For seat heights, see section Physical measurements.

Item no	Armrests	Price
8300130	Armrest 8S pair (grey). Adjustable in height and width. Rotating.	96
8300135	Armrest 8S right (grey). Adjustable in height and width. Rotating.	48
8300136	Armrest 8S left (grey). Adjustable in height and width. Rotating.	48
8300130-02	Armrest 8S pair (black). Adjustable in height and width. Rotating.	96
8300135-02	Armrest 8S right (black). Adjustable in height and width. Rotating.	48
8300136-02	Armrest 8S left (black). Adjustable in height and width. Rotating.	48
8300230	Armrest 8S XL pair (grey). Upholstered armrest top black leather. Adjustable in height and width.	182
8300235	Armrest 8S XL right (grey). Upholstered armrest top black leather. Adjustable in height and width.	91
8300236	Armrest 8S XL left (grey). Upholstered armrest top black leather. Adjustable in height and width. Rotating.	91
8300230-02	Armrest 8S XL pair (black). Upholstered armrest top black leather. Adjustable in height and width.	182
8300235-02	Armrest 8S XL right (black). Upholstered armrest top black leather. Adjustable in height and width.	91
8300236-02	Armrest 8S XL left (black). Upholstered armrest top black leather. Adjustable in height and width.	91
8700130	Armrest 8E pair (grey). Adjustable in height, depth and width.	100
8700135	Armrest 8E right (grey). Adjustable in height, depth and width.	50
8700136	Armrest 8E left (grey). Adjustable in height, depth and width.	50
8700130-02	Armrest 8E pair (black). Adjustable in height, depth and width.	100
8700135-02	Armrest 8E right (black). Adjustable in height, depth and width.	50
8700136-02	Armrest 8E left (black). Adjustable in height, depth and width.	50
8700280	Armrest 8E pair (grey). Upholstered armrest top black leather. Adjustable in height, depth and width.	146
8700285	Armrest 8E right (grey). Upholstered armrest top black leather. Adjustable in height, depth and width.	73
8700286	Armrest 8E left (grey). Upholstered armrest top black leather. Adjustable in height, depth and width.	73
8700280-02	Armrest 8E pair (black). Upholstered armrest top black leather. Adjustable in height, depth and width.	146
8700285-02	Armrest 8E right (black). Upholstered armrest top black leather. Adjustable in height, depth and width.	73
8700286-02	Armrest 8E left (black). Upholstered armrest top black leather. Adjustable in height, depth and width.	73
8700420	Armrest 8E ESD pair. Adjustable in height, depth and width.	134
8700425	Armrest 8E ESD, right. Adjustable in height, depth and width.	67
8700426	Armrest 8E ESD, left. Adjustable in height, depth and width.	67
730013-1	Armrest 8T (pair) silver - Adjustable in height, depth and width and turnable.	118
730007-1	Armrest 8T right (silver) Adjustable in height, depth and width and turnable.	59
730005-1	Armrest 8T left (silver) Adjustable in height, depth and width and turnable.	59
730017-1	Armrest traverse 8T (silver). To supplement with armrests at a later stage	44
730013-2	Armrest 8T (pair) black - Adjustable in height, depth and width and turnable.	118
730007-2	Armrest 8T right (black) Adjustable in height, depth and width and turnable.	59
730005-2	Armrest 8T left (black) Adjustable in height, depth and width and turnable.	59
730017-2	Armrest traverse 8T (black). To supplement with armrests at a later stage	44
82010	Armrest Relax 8R, (pair)	218
82000	Armrest Relax 8R, (pcs)	109
84010	Armrest Relax 8R3D, (pair)	274
84000	Armrest Relax 8R3D, (pcs)	137

Item no	Footbase	Price
510013-01	Base 5X, Ø660 mm, graphite aluminium	77
510013-02	Base 5X, Ø660 mm, black aluminium	77
510013-03	Base 5X, Ø660 mm, polished aluminium	130
510015-01	Base 5G, Ø630 mm, grey lacquered aluminium	62
510015-02	Base 5G, Ø630 mm, black lacquered aluminium	62
510015-03	Base 5G, Ø630 mm, polished aluminium	105
510016-01	Base 5F, Ø590 mm, grey lacquered aluminium	59
510016-02	Base 5F, Ø590 mm, black lacquered aluminium	59
510016-03	Base 5F, Ø590 mm, polished aluminium	101
56400	Base 5N, Ø540 mm, polished steel	77
730402-1	Base 5T, Ø670 mm, silver aluminium	64
730402-2	Base 5T, Ø670 mm, black aluminium	64
730402-3	Base 5T, Ø670 mm, polished aluminium	111

Item no	Castors	Price
125104	Castors Ø50 mm, for soft floors, black	5
125108	Castors Ø50 mm, for hard floors, black	5
125115	Castors - Antistatic, for hard floors	9
125177	Universal castors, Ø65 mm, for soft and hard floors, black	5
125177-D	Universal castors, Ø65 mm, for soft and hard floors, grey	5
125178	Castors Ø65 mm, for soft floors, black	5
7110050	Castor Ø50 mm 7D, for carpeted floors	6
7110060	Castor Ø50 mm 7HN, for hard floors	8
71400	Castor Ø50 mm 7G, locks automatically when seated	10
71810	Plastic glide 7K	6
72400	Castor Ø50 mm 7FM free wheeling ESD castors (metal)	14
105000348020	Castors Ø65 mm, manually lockable	9

Item no	Miscellaneous	Price
150012-05	Lumbar pump bulb RH Logic 300 & 400	15
9990000	Gas stem remover	48

Physical Dimensions - Task Chairs

Measurements in mm.

Model	Seat height (gas stems)				Backrest		Seat		Armrest height over seat			Weight		
	4Q	B	4T	4T NPR	4P	A	Width	Height	Width	Depth	8S/8E		8S XL	8T
RH Logic 400	Seat angle adjustment +4.5° -- -17.2° Back angle adjustment 15.2°													
RH Logic 400	410-530	480-610	-	-	-	495-625	440	620	465	475	200-300	225-325	-	21,8 kg
RH Logic 400 XL	410-530	480-610	-	-	-	495-625	440	620	485	515	200-300	225-325	-	22,1 kg
RH Logic 400 Elite	430-550	500-630	-	-	-	515-645	447	620	465	475	170-270	200-300	-	22,8 kg
RH Logic 400 Elite XL	430-550	500-630	-	-	-	515-645	447	620	485	515	170-270	200-300	-	22,8 kg
RH Logic 300	Seat angle adjustment +4.5° -- -17.2° Back angle adjustment 15.2°													
RH Logic 300	410-530	480-610	-	-	-	495-625	440	510	465	475	200-300	225-325	-	21 kg
RH Logic 300 XL	410-530	480-610	-	-	-	495-625	440	510	485	515	200-300	225-325	-	21,3 kg
RH Logic 300 Elite	430-550	500-630	-	-	-	515-645	447	510	465	475	170-270	200-300	-	21 kg
RH Logic 300 Elite XL	430-550	500-630	-	-	-	515-645	447	510	485	515	170-270	200-300	-	21 kg
RH Mereo	Seat angle adjustment +7.5° -- -16.0° Back angle adjustment 20°													
RH Mereo 200	-	480-610	388-520	410-550	-	495-625	452	478	425	466	-	-	185-300	18,4 kg
RH Mereo 220	-	480-610	388-520	410-550	-	495-625	474	632	425	466	-	-	185-300	18,9 kg
RH Extend	Seat angle adjustment +30° -- -10° Back angle adjustment (RH Extend 200/220) 24°													
RH Extend 100/200	400-510	-	-	-	440-550	-	440	510	460	470	205-305	-	-	19 kg
RH Extend 120/220	400-510	-	-	-	440-550	-	440	620	460	470	205-305	-	-	19,8 kg
RH Extend 102 XL/202 XL	400-510	-	-	-	440-550	-	440	510	485	515	205-305	-	-	19 kg
RH Extend 122 XL/222 XL	400-510	-	-	-	440-550	-	440	620	485	515	205-305	-	-	19,8 kg

Physical Dimensions - Task Chairs

Measurements in mm.

Model	Seat height (gas stems)						Backrest			Seat			Armrest height over seat 8S/8E	Weight
	B	E	D	A	4FL	Width	Height	Width	Depth	Weight				
RH Activ	Seat angle adjustment: +6° – -7°													
RH Activ 200	397-527	605-855	515-690	442-578	375-465	370	295	440	430	190-290	13 kg			
RH Activ 220	397-527	605-855	515-690	442-578	375-465	370	430	440	430	190-290	13,6 kg			
RH Activ 202	397-527	605-855	515-690	442-578	375-465	370	295	460	460	190-290	13 kg			
RH Activ 222	397-527	605-855	515-690	442-578	375-465	370	430	460	460	190-290	13,6 kg			
RH Activ 301	-	515-690	605-875	442-578	-	380	230	440	430	-	13 kg			
RH Activ 302	-	515-690	605-875	442-578	-	380	230	460	460	-	13,6 kg			
RH Activ 303	-	515-690	605-875	442-578	-	380	230	450	430	-	13 kg			
RH Support														
RH Support 4501	375-510	565-810	485-665	415-545	345-430	380	230	410	380	-	10,6 kg			
RH Support 4511	390-525	580-825	500-680	430-560	360-445	380	230	Ø350	-	-	10,5 kg			
RH Support 4521	375-510	565-810	485-665	415-545	345-430	380	230	450	240	-	10,5 kg			
RH Support 4545	390-525	580-825	500-680	430-560	360-445	220	260	350	380	-	9,3 kg			
RH Support 4502	375-510	565-810	485-665	415-545	345-430	-	-	410	380	-	5,7 kg			
RH Support 4512	390-525	580-825	500-680	430-560	360-445	-	-	Ø350	-	-	5,7 kg			
RH Support 4522	375-510	565-810	485-665	415-545	345-430	-	-	450	240	-	5,7 kg			
RH Support 4532	390-525	580-825	500-680	430-560	360-445	-	-	350	270	-	5,7 kg			
RH Support 4503	350-485	540-785	460-640	390-520	320-405	-	-	410	380	-	5,7 kg			
RH Support 4513	365-500	555-800	475-655	405-535	335-420	-	-	Ø350	-	-	5,7 kg			
RH Support 4523	350-485	540-785	460-640	390-520	320-405	-	-	450	240	-	5,7 kg			
RH Support 4533	365-500	555-800	475-655	405-535	335-420	-	-	350	270	-	5,7 kg			

Physical Dimensions - Task Chairs (ESD, ESD Cleanroom & Cleanroom)

Measurements in mm.

Model	Seat height (gas stems)										Backrest		Seat		Armrest height over seat		Weight	
	B Chrome	B Silver	B Black	E Chrome	E Black	D Chrome	D Black	A Chrome	A Black	4FL	4F Logic	Width	Height	Width	Depth	8S/8E		8E ESD
ESD																		
Seat angle adjustment: +4.5° -- -17.2°																		
RH Logic 400 ESD	-	-	-	-	-	-	-	-	-	-	440-560	440	620	465	475	-	200-300	21,8 kg
RH Logic 300 ESD	-	-	-	-	-	-	-	-	-	-	440-560	440	510	465	475	-	200-300	21 kg
Seat angle adjustment: +3° -- -10°																		
RH Extend 200 ESD	-	-	-	-	-	-	-	-	-	-	440-560	440	510	460	470	-	205-305	19 kg
RH Extend 220 ESD	-	-	-	-	-	-	-	-	-	-	440-560	440	620	460	470	-	205-305	19,8 kg
Seat angle adjustment: +6° -- -7°																		
RH Activ 200 ESD	-	-	-	605-855	-	515-690	-	442-578	-	-	375-465	370	295	440	430	-	190-290	13 kg
RH Activ 220 ESD	-	-	-	605-855	-	515-690	-	442-578	-	-	375-465	370	430	440	430	-	190-290	13,6 kg
RH Activ 222 ESD	-	-	-	605-855	-	515-690	-	442-578	-	-	375-465	370	430	460	460	-	190-290	13,6 kg
Seat angle adjustment: +6° -- -7°																		
RH Support ESD 7	-	-	-	565-810	-	485-665	-	415-545	-	-	-	-	-	450	240	-	-	5,7 kg
RH Support ESD 8	-	-	-	565-810	-	485-665	-	415-545	-	-	-	-	-	410	300	-	-	5,7 kg
RH Support ESD 9	-	-	-	580-825	-	500-680	-	430-560	-	-	-	-	-	Ø350	-	-	-	5,7 kg
ESD Cleanroom																		
Seat angle adjustment: +6° -- -7°																		
RH Activ 200 ESD Cleanroom	-	-	-	605-855	-	515-690	-	442-578	-	-	375-465	370	295	440	430	-	190-290	13 kg
RH Activ 220 ESD Cleanroom	-	-	-	605-855	-	515-690	-	442-578	-	-	375-465	370	430	440	430	-	190-290	13,6 kg
Cleanroom																		
RH Activ 200 Cleanroom	-	397-527	397-527	-	605-855	-	515-690	-	442-578	-	375-465	-	-	350	270	190-290	-	13 kg
RH Activ 220 Cleanroom	-	397-527	397-527	-	605-855	-	515-690	-	442-578	-	375-465	-	-	410	380	190-290	-	13,6 kg

Physical Dimensions - RH Visit & Lounge

Measurements in mm.

Model	Seat width	Seat height	Total depth	Total height	Total width	Weight (kg)
RH Visit						
RH Visit 5410	445	450	540	914	-	8,5 kg
RH Visit 5411	445	450	540	914	-	8,5 kg
RH Visit 5415	445	450	540	914	566	9 kg
RH Visit 5416	445	450	540	914	566	9 kg
RH Lounge						
RH Lounge 5440	640	365	710	790	-	8,7 kg
RH Lounge 5445	640	365	710	790	785	9,2 kg

RH Standard Fabric & Colour Collection

RH Standard Collection

10 year guarantee as standard or 5 year guarantee on 24/7 use.

RH Standard collection is our collection of fabrics, leathers and other materials. The collection has been designed to bring out the best visual and functional qualities of these materials. All fabrics and leathers in our Standard collection are of excellent quality. We offer short delivery times, a wide range and all our materials comply with strict environmental requirements.


Maintenance: To maintain fabrics and leather, please vacuum with a furniture brush or use a clean cloth or sponge slightly dampened with clean lukewarm water.

Delivery time from factory is approx 20 working days from receipt of order confirmation.

Xtreme (Camira Fabrics) - PG 1

Xtreme is a crepe fabric made from 100% recycled polyester that features exceptional Euro flammability performance. Extra stretch and structure gives an irregular, shiny finish.


Composition:	100% recycled polyester
Abrasion resistance:	100 000 Martindale
Flammability:	BS EN 1021: 1-2 (Cigarette & match), BS 7176 Low & Medium Hazard, BS 5852 Section 4 Crib 5, DIN 4102 B1, UNI 9175 Class 1
Light fastness:	6 (ISO 105 - B02: 2013)
Pilling:	5 (BS EN ISO 12945-2)
Environmental facts:	EU Ecolabel, 100% free of heavy metals



Fame (Gabriel) - PG 2

Fame is a tightly woven fabric of worsted wool and polyamide, combining excellent durability and incredible softness.


Composition:	95% wool, 5% polyamide
Abrasion resistance:	200 000 Martindale
Flammability::	BS S EN 1021: 1-2, BS 5852,Crib 5, Calif. Bull. 117-2013, IMO MSC 307(88) Annex 1 part 8, NFP 92-503:M2 (Zirpro), ÖNORM B 3825-B1-3800-Q1 UK (Flován)
Light fastness:	5-7 (EN ISO 105 - B02)
Pilling:	4 (BS EN ISO 12945-2)
Environmental facts:	EU Ecolabel, Oeko-Tex® Standard 100, 100% free of heavy metals



Capture (Gabriel) - PG 3

Capture is a lightly felted and multi-coloured wool fabric combining softness, stretch and strength. It fuses light and dark colours to a refined melange pattern in subtle nuances, which add richness and depth to the design.


Composition:	85% worsted NZ wool, 15% polyamide
Abrasion resistance:	200 000 Martindale
Flammability:	BS EN 1021: 1-2, BS 5852, Calif. Bull. 117-2013
Light fastness:	5-7 (EN ISO 105-B02)
Pilling:	4-5 (EN-ISO 12945-2)
Environmental facts:	EU Ecolabel, Oeko-Tex® Standard 100, 100% free of heavy metals



Nexus (Camira Fabrics) - PG 3

Nexus is a polyester knit in a sleek and stylish pinprick dot matrix design effect giving a granulated structured surface. The black yarn foundation highlights the structured surface in combination with fresh but subtle colours.


Composition:	100% polyester
Abrasion resistance:	100 000 Martindale
Flammability:	BS EN 1021: 1-2 (Cigarette & match), BS 7176 Low Hazard
Light fastness:	5 (ISO 105 - B02: 2013)
Pilling:	4/5 (BS EN ISO 12945-2)
Environmental facts:	100% free of heavy metals, Manufacturing process - fully compliant with ISO 14001



Gaja Classic (Gabriel) - PG 3

A classic crêpe structured fabric in pure new wool. Finishing treatment gives a soft surface. It has a wide colour range in both subdued and strong colours.


Composition:	100% pure new wool
Abrasion resistance:	50 000 Martindale
Flammability:	BS EN 1021: 1-2 (Cigarette & match), BS 5852 0&1 (Cigarette & match), BS 5852 Crib 5, Calif. Bull. 117-2013, IMO A.652 (16), UNI 9175 Class 1 IM
Light fastness:	5-7 (ISO 105 - B02)
Environmental facts:	EU Ecolabel, 100% free of heavy metals, Oeko-Tex® Standard 100



Note (Gabriel) - PG 3

Note is a soft and noble fabric which, with its classic satin structure, allows the wool's natural lustre to shine and impress.

Composition:	85% worsted wool, 15% polyamide
Abrasion resistance:	200 000 Martindale
Flammability:	EN 1021 1&2, BS 5852 0&1, BS 5852 crib 5, IMO 307 (88) Annex 1 part 8, IMO MSC 307(88) Annex 1 part 8, Calif. Bull. 117-2013
Light fastness:	5-8
Pilling:	4 (BS EN ISO 12945-2)
Environmental facts:	EU Ecolabel, Oeko-Tex® Standard 100, 100% free of heavy metals. Manufacturing process - fully compliant with ISO 14001



24/7+ (Camira Fabrics) - PG 3

24/7+ is a Jacquard woven fabric. 24/7+ is an innovative upholstery designed to withstand the rigorous 24/7 use.

Composition:	50% polyamide, 33% wool, 10% visil, 7% viscose
Abrasion resistance:	500 000 Martindale
Flammability:	BS EN 1021: 1-2 (Cigarette & match), BS 7176 Medium Hazard, BS 5852 Section 4 Crib 5, UNI 9175 Class 1 IM
Light fastness:	6 (EN ISO 105-B02)
Environmental facts:	Manufacturing process - fully compliant with ISO 14001




WK 012

Patina (Camira) – PG 3

Patina has a high content of natural fibers, combining wool and flax for a delicate feel. Drawing inspiration from patterns in nature revealed to us by its fine structure and carefully balanced colours. It is about designing with nature to achieve beauty with performance.

Composition:	69% Wool, 22% Flax, 8% Polyamide, 1% Viscose
Abrasion resistance:	> 100 000 Martindale
Flammability:	BS EN 1021: 1-2, BS 7176, BS 5852
Light fastness:	5 (EN ISO 105-B02)
Environmental facts:	EU Ecolabel, 100% free of heavy metals



Steelcut Trio 3 (Kvadrat) - PG 4

Steelcut Trio 3 is a strong worsted wool and polyamide woven fabric, made with three different coloured yarns. The colours and the special weave create a three-dimensional surface where the colours seem to change depending on the angle of perspective.


Composition:	90% worsted new wool, 10% polyamide
Abrasion resistance:	100 000 Martindale
Flammability:	AS/NZS 3837, Class 2, BS 5852, ig. s. 2-3, DIN 4102 B2, ÖNORM B1/Q1, EN1021-1/2, IMO MSC 307(88) Annex 1 part 8, NF D 60 013, NFPA 260, UNI 9175, 1IM, Calif. Bull. 117-2013
Light fastness:	5-7 (ISO 1-8)
Pilling:	4 (BS EN ISO 12945-2)
Environmental facts:	EU Ecolabel



Comfort+ (Gabriel) - PG 4

Comfort+ has a uniform stretchability and excellent non-pilling properties. A unique combination of fibres giving a durable soft surface.


Composition:	51% polyester, 37% recycled polyester, 12% polyurethane
Abrasion resistance:	150 000 Martindale
Flammability:	BS EN 1021: 1-2 (Cigarette & match), Calif. Bull. 117-2013, NFP 92-503:M3, ÖNORM B 3825-B2-3800-Q1 UK (Flován), UNI 9175 1IM, BS 5852 Part 1 0,1 (Cigarette & match)
Light fastness:	5-7 (EN ISO 105-B02)
Pilling:	5 (BS EN ISO 12945-2)
Environmental facts:	Oeko-Tex® Standard 100, 100% free of heavy metals



Sirdal and Suldal (GU) - PG 4

Sirdal and Suldal are part of the 100% Norwegian wool trio Sirdal, Suldal and Setesdal. These fabrics are uniquely short-travelled in every part of the process – 100% pure Norwegian wool manufactured in Norway. Norwegian wool with its distinctive brilliance, resilience and durability is expressed through rich structures that evoke authenticity paired with chic and modern comfort.

Composition:	100% New Norwegian wool
Abrasion resistance:	> 57 000 Martindale
Flammability:	FTP code: Part 8 IMO MSC 307(88) Annex 1 part 8, EN ISO 12947-2:1999
Light fastness:	5-7
Pilling:	3-4 (BS EN ISO 12947-2)
Environmental facts:	Locally produced, 100% free of heavy metals



Paloma Soft (Wollsdorf) - PG 6

High quality semi-aniline leather. All our standard colours from Paloma have a special finish adding a particular softness to the leather, excellent friction and breathing properties. The surface may feature small scars and marks resulting from insect bites etc. These are proof of the natural origin of the product and are part of its character.


Flammability:	BS EN 1021: 1-2 (Cigarette & match), BS 5852 Crib 5, IMO MSC 307(88) Annex 1 part 8
Light fastness:	6 (EN ISO 105-B02)
Rubbing:	Wet 80/4 - Dry 1000/4 - Sweat 50/4 - ISO11640
Finish-adhesion:	≥ 2.5 N/CM - ISO 11644
Tear-strength:	≥ 20 N DIN EN ISO 3377-1
Environmental facts:	100% free of heavy metals, tanned without using chromium salts. BlueAngel, ECO ₂ L-certificate



Elmosoft Piqué (Elmo Leather) - PG 6

Elmosoft Piqué is a soft and pliable semi-aniline leather. The piqué pattern gives ventilation and has excellent anti-slip. The surface may feature small scars and marks resulting from insect bites etc. These are proof of the natural origin of the product and are part of its character.

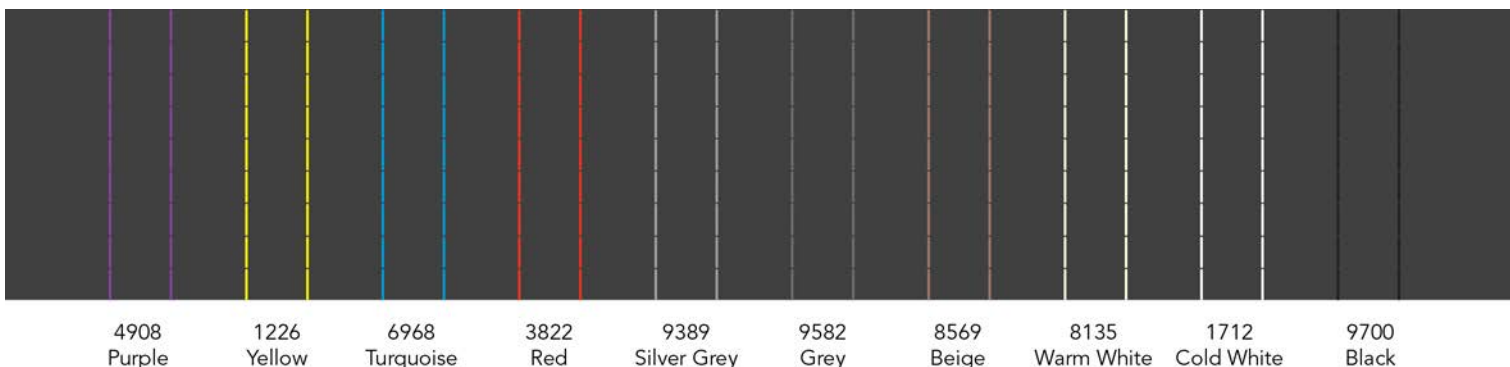
Flammability:	BS EN 1021: 1-2 (Cigarette & match), BS 5852 Crib 5, IMO A.652 (16)
Light fastness:	6 (EN ISO 105-B02)
Rubbing:	Wet 80/4 -Dry 2000/4 - Sweat 50/4 - ISO 11640
Finish-adhesion:	2,0 N/cm ISO 11644
Tear-strength:	20 N/mm DIN 53329- A
Environmental facts:	Tanned without using chromium salts



Decorative stitches

Decorative stitches can truly add the little extra to your chair.
The new 10-colour thread program is available on all textiles for the following RH chairs:

RH Mereo
RH Logic
RH Extend



RH Extended Fabric & Colour Collection

In addition to our RH Standard Collection we also offer an expanded selection of textiles in different colours from different textile suppliers who we work with.

Supplier / Collection

Ambla - www.ambla.com

Ambla - vinyl **PG** 4

Bogesunds Väveri - www.bogesunds.se

Breeze **PG** 5
Global ESD Price on request
Liv 4
Rain 5

Bute - www.butefabrics.com

Tweed **PG** 4

Camira Fabrics - www.camirafabrics.com

24/7+ (non std) **PG** 3
24/7 Flax 3
Blazer 3
Era 3
Hemp 3
Main Line Flax 3
Nexus (non std) 4
Oxygen 3
Rivet 3
Patina 3
Synergy 3
Urban 3
X2 3
Xtreme (non std) 3

Elmo Leather - www.elmoleather.com

Elmosoft Piqué (non std) **PG** Price on request

Gabriel - www.gabriel.dk

Breeze **PG** 3
Breeze Fusion 4
Capture 4
Comfort+ (non std) - polyester & polyurethane 5
Crisp 3
Criss Cross 4
Elevation 3
Fame (non std) 3
Gaja C2C 4
Gaja Classic (non std) 3
Interglobe Wool 2 3
Note (non std) 4
Novo 2 3
Repetto 3
Step - trevira CS 3
Step Melange - Trevira CS 3
Swing 4

GU - www.gu.no

Amdal **PG** 4
Bardal 3
Gandal 4
Heidal 3
Hemsedal 5
Jostedal 3
Lodal 3
Modal 4
Modal Mouline 4
Modal Point 4
Setesdal 4
Sirdal (non std) 4
Suldal (non std) 4
Vadal 4
Vadal Uni 4

Hornschuch - www.skai.com

Etano - vinyl **PG** 3

Kvadrat - www.kvadrat.dk

Canvas **PG** 4
Clara 2 3
Divina 3, Divina Melange 2 & Divina MD 5
Fiord 4
Foss 4
Galaxy - polyester 5
Hallingdal 65 4
Molly 2 4
Pro 3 - trevira CS 4
Remix 2 4
Rime 4
Steelcut 2 4
Steelcut Trio 3 (non std) 4
Tonus 4 4
Tonus Meadow 4

Ludvig Svensson - www.ludvigsvensson.com

Balance **PG** 5
Brink 4
Era 4
Flex 4
Ink 5
Khaki - trevira CS 3
Moss 5
Raw 5
Rock 4
Step 4

Neivotex - www.neivotex.se

Antistatic synthetic leather - vinyl **PG** 3

Oniro - www.oniro.nl

Puxx 1 - vinyl **PG** 3
Puxx 2 - vinyl 3

Spradling - www.spradlingvinyl.eu

Dolce - polyurethane **PG** 4
Valencia - vinyl 3

Wollsdorf - www.wollsdorfleather.com

Paloma (non std) - leather **PG** Price on request

Fabric Requirements

Fabric requirements for customer fabrics; width 150 cm (130 cm). NB! Allow for fabric manufacturers pattern-matching.

Quantity	1 unit	2 units	3 units	4 units	6 units	8 units	10 units	Leather 1 unit*
RH Mereo 200	70 (80) cm	140 (160) cm	210 (240) cm	270 (310) cm	410 (470) cm	540 (630) cm	670 (780) cm	2 m ²
RH Mereo 220	90 (100) cm	165 (190) cm	245 (280) cm	320 (370) cm	480 (560) cm	630 (740) cm	790 (920) cm	2,5 m ²
RH Mereo 220 with neckrest	110 (120) cm	185 (220) cm	280 (300) cm	350 (380) cm	530 (590) cm	690 (760) cm	870 (940) cm	2,5 m ²
RH Extend 100	65 (65) cm	105 (115) cm	145 (165) cm	195 (210) cm	300 (335) cm	400 (440) cm	470 (535) cm	
RH Extend 120	65 (90) cm	105 (140) cm	155 (190) cm	215 (240) cm	310 (370) cm	420 (480) cm	530 (600) cm	
RH Extend 200	65 (65) cm	105 (115) cm	145 (165) cm	195 (210) cm	300 (335) cm	400 (440) cm	470 (535) cm	2 m ²
RH Extend 220	65 (90) cm	105 (140) cm	155 (190) cm	215 (240) cm	310 (370) cm	420 (480) cm	530 (600) cm	2 m ²
RH Logic 300 with neckrest	80 (100) cm	150 (170) cm	220 (250) cm	300 (340) cm	450 (500) cm	590 (660) cm	730 (840) cm	ca 2 m ²
RH Logic 300 without neckrest	80 (90) cm	140 (150) cm	200 (230) cm	260 (300) cm	400 (440) cm	520 (590) cm	650 (740) cm	ca 2 m ²
RH Logic 300 Elegance with neckrest	100 (115) cm	190 (220) cm	280 (320) cm	380 (430) cm	580 (650) cm	770 (870) cm	950 (1080) cm	ca 2,5 m ²
RH Logic 300 Elegance without neckrest	100 (110) cm	170 (200) cm	250 (300) cm	340 (400) cm	520 (590) cm	700 (790) cm	870 (1000) cm	ca 2,5 m ²
RH Logic 300 Elite with neckrest	80 (100) cm	150 (170) cm	220 (250) cm	300 (340) cm	450 (500) cm	590 (660) cm	730 (840) cm	ca 2 m ²
RH Logic 300 Elite without neckrest	80 (90) cm	140 (150) cm	200 (230) cm	260 (300) cm	400 (440) cm	520 (590) cm	650 (740) cm	ca 2 m ²
RH Logic 300 XL Elite with neckrest	80 (100) cm	150 (170) cm	220 (250) cm	300 (340) cm	450 (500) cm	590 (660) cm	730 (840) cm	ca 2 m ²
RH Logic 300 XL Elite without neckrest	80 (90) cm	140 (150) cm	200 (230) cm	260 (300) cm	400 (440) cm	520 (590) cm	650 (740) cm	ca 2 m ²
RH Logic 300 XL with neckrest	100 (100) cm	160 (190) cm	240 (280) cm	320 (370) cm	470 (550) cm	630 (740) cm	800 (920) cm	ca 2 m ²
RH Logic 300 XL without neckrest	100 (100) cm	150 (180) cm	210 (250) cm	280 (330) cm	420 (490) cm	560 (650) cm	710 (820) cm	ca 2 m ²
RH Logic 300 XL Elegance with neckrest	110 (120) cm	200 (230) cm	320 (370) cm	410 (460) cm	620 (690) cm	820 (940) cm	1020 (1170) cm	ca 2,5 m ²
RH Logic 300 XL Elegance without neckrest	100 (120) cm	180 (230) cm	280 (370) cm	370 (460) cm	550 (690) cm	750 (940) cm	940 (1170) cm	ca 2,5 m ²
RH Logic 400 with neckrest	90 (115) cm	160 (190) cm	240 (280) cm	320 (380) cm	480 (560) cm	640 (740) cm	790 (930) cm	ca 2 m ²
RH Logic 400 without neckrest	90 (115) cm	150 (180) cm	210 (280) cm	290 (360) cm	430 (540) cm	580 (730) cm	710 (920) cm	ca 2 m ²
RH Logic 400 Elegance with neckrest	110 (130) cm	210 (260) cm	310 (390) cm	420 (520) cm	630 (760) cm	830 (1000) cm	1040 (1280) cm	ca 2,5 m ²
RH Logic 400 Elegance without neckrest	110 (130) cm	200 (260) cm	290 (390) cm	380 (520) cm	590 (760) cm	780 (1000) cm	980 (1280) cm	ca 2,5 m ²
RH Logic 400 Elite with neckrest	90 (115) cm	160 (190) cm	240 (280) cm	320 (380) cm	480 (560) cm	640 (740) cm	790 (930) cm	ca 2 m ²
RH Logic 400 Elite without neckrest	90 (115) cm	150 (180) cm	210 (280) cm	290 (360) cm	430 (540) cm	580 (730) cm	710 (920) cm	ca 2 m ²
RH Logic 400 XL Elite with neckrest	90 (115) cm	160 (190) cm	240 (280) cm	320 (380) cm	480 (560) cm	640 (740) cm	790 (930) cm	ca 2 m ²
RH Logic 400 XL Elite without neckrest	90 (115) cm	160 (190) cm	240 (280) cm	320 (380) cm	480 (560) cm	640 (740) cm	790 (930) cm	ca 2 m ²
RH Logic 400 XL with neckrest	100 (120) cm	170 (230) cm	260 (340) cm	350 (450) cm	520 (670) cm	680 (890) cm	850 (1110) cm	ca 2 m ²
RH Logic 400 XL without neckrest	100 (120) cm	150 (230) cm	240 (340) cm	320 (450) cm	470 (670) cm	610 (890) cm	780 (1110) cm	ca 2 m ²
RH Logic 400 XL Elegance with neckrest	120 (160) cm	220 (300) cm	340 (450) cm	460 (600) cm	670 (900) cm	900 (1200) cm	1100 (1500) cm	ca 2,5 m ²
RH Logic 400 XL Elegance without neckrest	110 (160) cm	210 (300) cm	300 (450) cm	420 (600) cm	640 (900) cm	840 (1200) cm	1050 (1500) cm	ca 2,5 m ²

* For exact measurements in cm, contact Flokk.

Please contact Flokk for customer fabric requirement for RH Logic 300/400 Elite and RH Logic 300/400 XL Elite.

Fabric Requirements

Fabric requirements for customer fabrics; width 150 cm (130 cm). NB! Allow for fabric manufacturers pattern-matching.

Quantity	1 unit	2 units	3 units	4 units	6 units	8 units	10 units	Leather 1 unit*
RH Activ 200	60 (60) cm	90 (100) cm	130 (150) cm	170 (200) cm	250 (300) cm	340 (390) cm	420 (490) cm	1,5 m ²
RH Activ 220	60 (60) cm	100 (120) cm	150 (170) cm	200 (230) cm	290 (330) cm	390 (450) cm	480 (550) cm	1,7 m ²
RH Activ 202	60 (60) cm	100 (120) cm	140 (170) cm	190 (220) cm	270 (320) cm	360 (430) cm	460 (530) cm	1,7 m ²
RH Activ 222	60 (80) cm	110 (130) cm	160 (180) cm	210 (240) cm	310 (360) cm	410 (480) cm	510 (600) cm	1,7 m ²
Seat Saddle RH8 + Backrest RH17	62 (62) cm	85 (90) cm	115 (130) cm	150 (175) cm	220 (250) cm	285 (340) cm	370 (420) cm	1,7 m ²
Seat Taburett RH9 + Backrest RH17	120 (120) cm	120 (120) cm	120 (120) cm	120 (170) cm	210 (240) cm	270 (300) cm	330 (390) cm	
Seat Limpan RH7 + Backrest RH17	60 (60) cm	60 (95) cm	110 (110) cm	110 (155) cm	110 (215) cm	220 (300) cm	220 (370) cm	
Seat Saddle RH8	62 (62) cm	62 (62) cm	85 (90) cm	100 (120) cm	145 (165) cm	190 (225) cm	230 (280) cm	
Seat Taburett RH9	120 (120) cm	120 (120) cm	120 (120) cm	120 (120) cm	120 (160) cm	170 (190) cm	200 (250) cm	
Seat Limpan RH7	60 (60) cm	60 (60) cm	60 (60) cm	120 (120) cm	120 (120) cm	220 (300) cm	220 (370) cm	
Seat Alternative RH11 + Backrest Alternative RH9	55 (55) cm	80 (90) cm	120 (130) cm	150 (170) cm	220 (250) cm	285 (340) cm	360 (410) cm	
Seat Taburett RH9	120 (120) cm	120 (120) cm	120 (120) cm	120 (120) cm	120 (160) cm	170 (190) cm	200 (250) cm	
Seat Limpan RH7	60 (60) cm	60 (60) cm	60 (60) cm	120 (120) cm	120 (120) cm			
Seat Alternative RH11 + Backrest RH9	55 (55) cm	80 (90) cm	120 (130) cm	150 (170) cm	220 (250) cm	285 (340) cm	360 (410) cm	
Seat Limpan RH7	60 (60) cm	60 (60) cm	60 (60) cm	120 (120) cm	120 (120) cm			
Seat Alternative RH11 + Backrest RH9	55 (55) cm	80 (90) cm	120 (130) cm	150 (170) cm	220 (250) cm	285 (340) cm	360 (410) cm	

* For exact measurements in cm, contact Flokk.

RH Fast

RH Fast consists of our most popular chairs. RH Fast collection offers a leadtime from Sweden factory of only 5-10 days, please allow transport days.

You can supplement the chair with the following accessories:

- Castors for soft floors and hard floors.
- Gas lift in varying seat heights.
- Armrests

To ensure delivery, the maximum order is 10 chairs, requests for larger volumes, please contact us.

Model	Fabric and color										Note	
	Gaja Grey 60003	Gaja Black 60999	Fame Grey 60003	Fame Black 60999	Fame Grey 60019	Paloma Soft Black 56100	Puxx 1 Black 215816	Note Black NT60999	Note Grey NT 60088			
RH Mereo 200 Silver	x	x	x	x	x	x	x				x	
RH Mereo 220 Silver	x	x	x	x	x	x	x				x	
RH Mereo 200 Black	x	x	x	x	x	x	x				x	
RH Mereo 220 Black	x	x	x	x	x	x	x				x	
RH Logic 400	x	x	x	x	x	x	x				x	
RH Logic 300	x	x	x	x	x	x	x				x	
RH Logic 400 XL	x	x	x	x	x	x	x				x	
RH Logic 400 Elite												
RH Extend 220			x	x	x	x	x					
RH Extend 200			x	x	x	x	x					
RH Extend 120			x	x	x	x	x					
RH Extend 100			x	x	x	x	x					
RH Activ 222			x	x	x	x	x				x	
RH Activ 220			x	x	x	x	x				x	
RH Activ 200			x	x	x	x	x				x	
RH Support #4501 Sadel											x	

x = Available as RH Fast



Flokk is the market leader in the design, development and production of workplace furniture in Europe. We are the proud owner of product brands HÅG, RH, Giroflex, BMA, Offecct and RBM. About 700 employees work together to realize the vision of our company:

Inspire great work.

Our head office is in Oslo, Norway. We have production units in Røros (Norway), in Zwolle (the Netherlands), in Koblenz (Switzerland) and in Tibro and Nässjö (Sweden). In addition, we keep sales offices in Norway, Sweden, Denmark, Germany, Belgium, the Netherlands, UK, France, Switzerland, Singapore, USA, China and Australia. Flokk products are sold in more than 40 countries.

Flokk Ltd
Upper Tulse Hill Trading Estate
5 Somers Place, London, SW2 2AL
Tel: 020-8683 9930, Fax: 020-8683 9940
Email: info-uk@flokk.com
Web: www.rhchairs.co.uk | www.flokk.com

Showroom
63 Central Street, Clerkenwell,
London, EC1V 3AF